

## FREQUENTLY ASKED QUESTIONS (FAQ)

on Self-Service Reporting Module of National Savings Schemes Online Management System

1. *What is the NSC Self Service Reporting Module?*

The **NSC Self Service Reporting Module** is an official digital platform developed by the **National Savings Directorate (NSD)** under **Ministry of Finance**. It allows investors to view and (or) download their Sanchaypatra related certificates, enabling services to be accessed without a physical branch visit.

2. *What services are available on this Portal?*

**Investors can easily obtain the following services:**


- Tax Certificate (আয়কর প্রত্যয়নপত্র / TDS Report).
- Investment Certificate (বিনিয়োগ প্রত্যয়নপত্র).
- General profile and detailed Sanchaypatra Information

3. *Where can I access the portal?*

For the most convenient experience, you can access the reporting module directly through the **MyPrime** App.

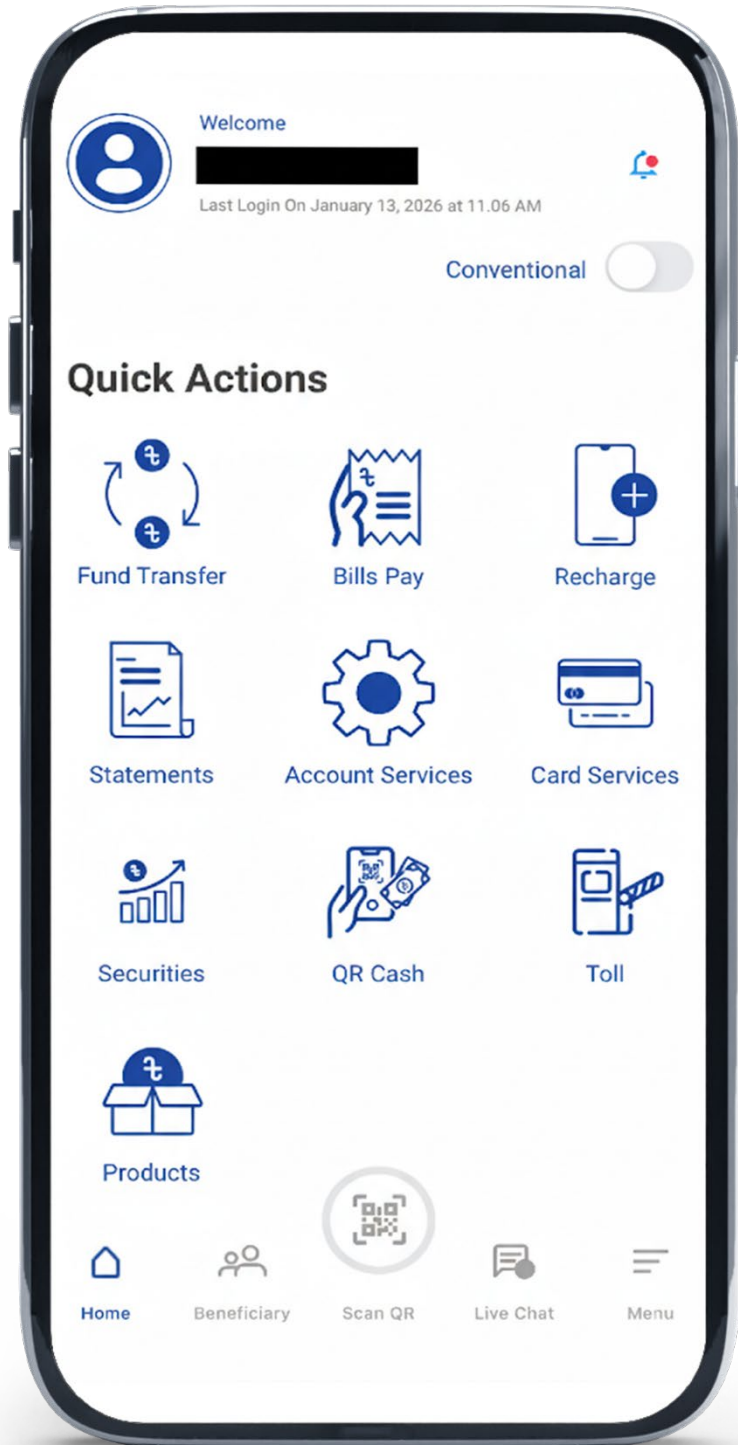
**Navigation Path:**

### Step 1: Log in to MyPrime



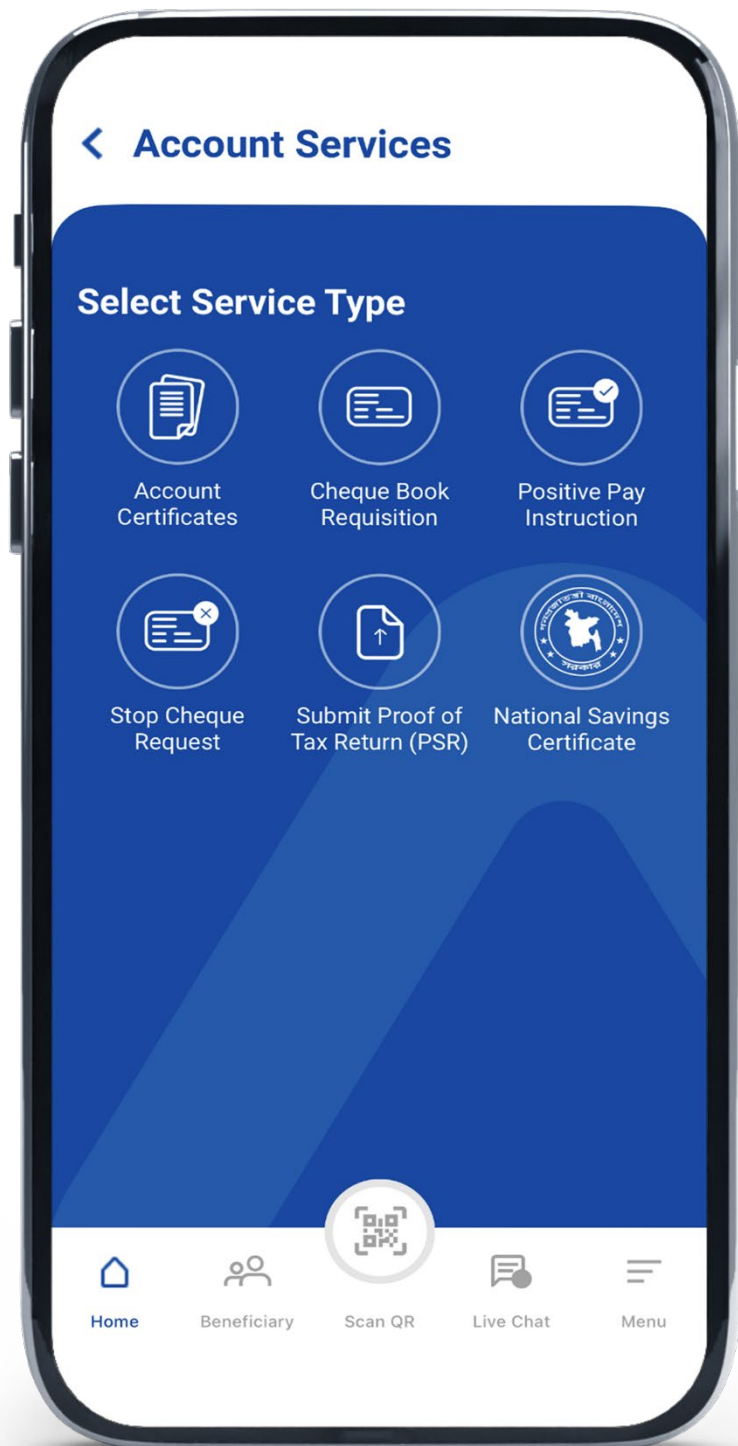


## Step 2: Click on Account Services

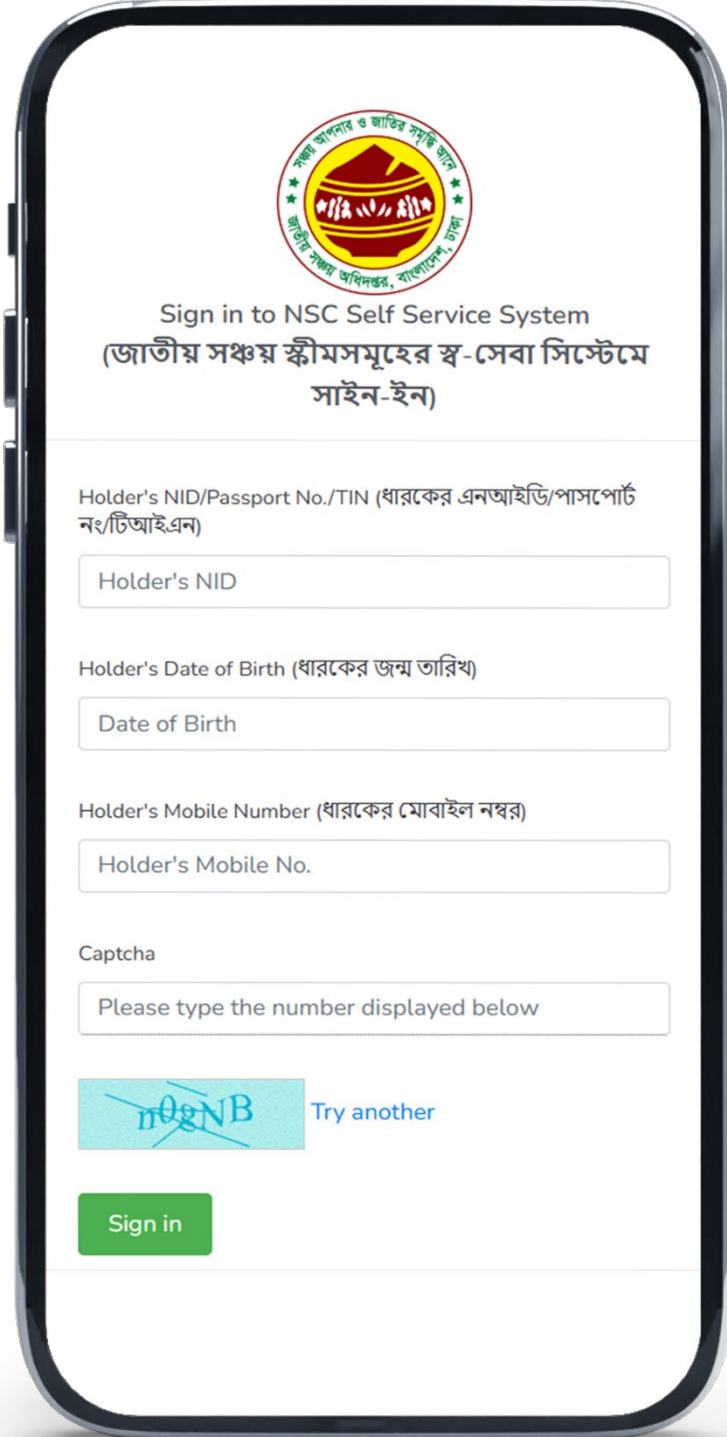


**Step 3: Tap National Savings Certificate tab**

Direct Link: You can also visit  
<https://nsd.finance.gov.bd/selfreport>



Step 4: After clicking on the National Savings Certificate tab, the official NSC Self Service System webpage will appear.



The image shows a smartphone screen displaying the NSC Self Service System login page. At the top is the NSC logo, a circular emblem with a yellow background and red border, featuring a stylized house and the text 'সঞ্চয়ী আদার ও জাতির সমৃদ্ধি' and 'জাতীয় সঞ্চয় স্কীমসমূহের স্ব-সেবা সিস্টেম, ঢাকা'. Below the logo, the text 'Sign in to NSC Self Service System' is followed by its Bengali equivalent '(জাতীয় সঞ্চয় স্কীমসমূহের স্ব-সেবা সিস্টেমে সাইন-ইন)'. The form contains four input fields: 'Holder's NID/Passport No./TIN (ধারকের এনআইডি/পাসপোর্ট নং/টিআইএন)', 'Holder's NID', 'Holder's Date of Birth (ধারকের জন্ম তারিখ)', 'Date of Birth', 'Holder's Mobile Number (ধারকের মোবাইল নম্বর)', 'Holder's Mobile No.', and a 'Captcha' section with the text 'Please type the number displayed below' and a captcha image showing 'n0gNB'. A 'Try another' link is next to the captcha. At the bottom is a green 'Sign in' button.

Sign in to NSC Self Service System  
(জাতীয় সঞ্চয় স্কীমসমূহের স্ব-সেবা সিস্টেমে সাইন-ইন)

Holder's NID/Passport No./TIN (ধারকের এনআইডি/পাসপোর্ট নং/টিআইএন)

Holder's NID

Holder's Date of Birth (ধারকের জন্ম তারিখ)

Date of Birth

Holder's Mobile Number (ধারকের মোবাইল নম্বর)

Holder's Mobile No.

Captcha

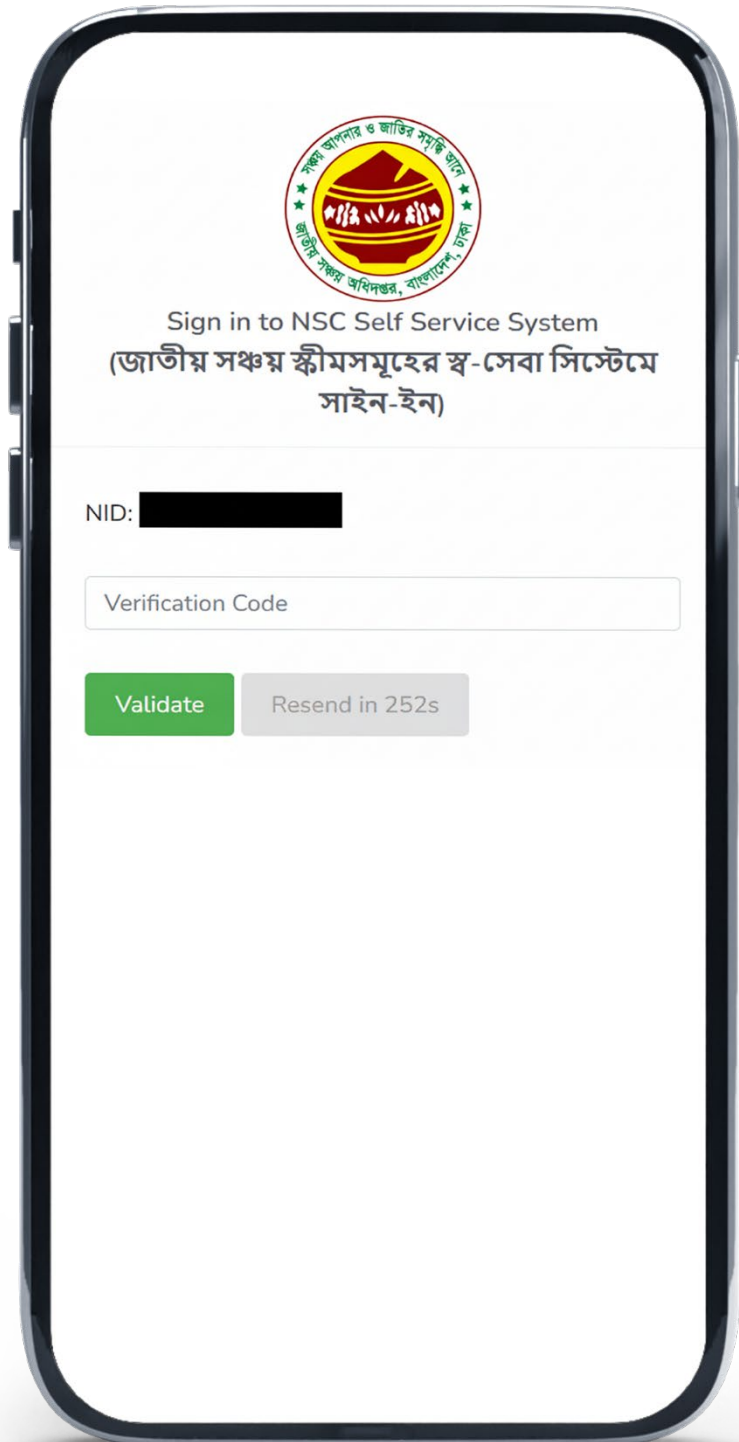
Please type the number displayed below

n0gNB Try another

Sign in

### Step 5: Login

- ✓ Enter your 10- or 17-digit NID, Date of Birth, Registered Mobile Number, and the Captcha code.
- ✓ Click the Sign in button



The image shows a smartphone screen displaying the login interface for the NSC Self Service System. At the top, there is a circular logo with a red border and a yellow center, featuring a stylized mountain and text in Bengali. Below the logo, the text "Sign in to NSC Self Service System" is displayed in English, followed by its Bengali equivalent "(জাতীয় সঞ্চয় ফ্রীমসমূহের স্ব-সেবা সিস্টেমে সাইন-ইন)". The login form includes a field for "NID:" with a blacked-out value, a "Verification Code" input field, a green "Validate" button, and a grey "Resend in 252s" button.

Sign in to NSC Self Service System  
(জাতীয় সঞ্চয় ফ্রীমসমূহের স্ব-সেবা সিস্টেমে সাইন-ইন)

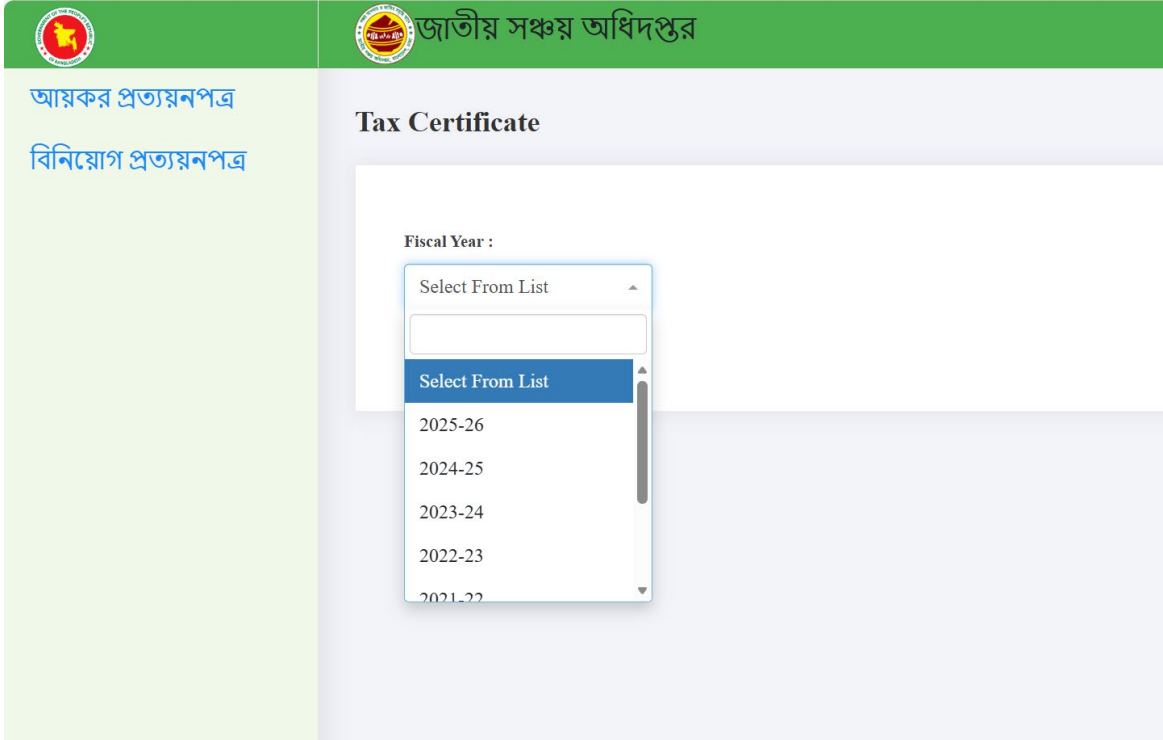
NID: [REDACTED]

Verification Code

Validate Resend in 252s

### Step 6: Verify

- ✓ Enter the OTP (Verification Code) sent to your mobile and click Validate



### Step 7: Download

- ✓ Select Tax Certificate/Investment Certificate from the sidebar
- ✓ Choose the desired Fiscal Year, and generate your document

#### 4. Who manages this service?

All operational activities, data management and the authentication of the generated content are conducted and authorized by the National Savings Directorate, Ministry of Finance with no responsibility of Prime Bank PLC.

If you have any further queries, please call +8801700707606 (Md Mahmudur Rahman, First Assistant Vice President, Wealth Management) or +8801712329983 (Enam Ahmed Hasan, First Assistant Vice President, Wealth Management)

\*Terms and Conditions Applied