



Prime Bank PLC.

31st ANNUAL GENERAL MEETING

21 May 2026

QUICK USER GUIDE

of

VIRTUAL AGM PLATFORM

for

SHAREHOLDER

(Individual / company / proxy)

Shareholder Interface

Prime Bank
31st Annual General Meeting | 21st May, 2026 (Thursday) 11:00 AM

Login as Shareholder

Individual | Company | Proxy

BO ID/ Folio No.:
Enter Your BO ID/ Folio No.

Shareholder's Name:
Shareholder's Name

Total Shares (As on Record Date):
Enter Your Total Shares (As on Record Date)

Login

Login as Board Member / CEO / CFO / CS

Login ID:
Enter Your Login ID

Login

Login as Other Member / Auditor / Scrutinizer / BSEC / DSE / CSE

Login ID:
Enter Your Login ID

Login

Helpline: Prime Bank PLC. | Powered By ComJagat Technologies | Annual Report GOCON v 2.27.0

Individual Login Interface

- Click “**Individual**” Tab.
- Enter BO ID/Folio Number.
- Name of shareholder will come automatically.
- Cursor will blink in total share field.
- Enter your total share as on record date.
- Correct Information will allow an Individual shareholder **to login**.

Login as Shareholder

Individual | Company | Proxy

BO ID/ Folio No.:
Enter Your BO ID/ Folio No.

Shareholder's Name:
Shareholder's Name

Total Shares (As on Record Date):
Enter Your Total Shares (As on Record Date)

Login

Company Login Interface

- Click “**Company**” Tab.
- Enter BO ID/ Folio Number of your Company.
- Name of Company will come automatically.
- Cursor will blink in total share field.
- Enter your total share as on record date.

Login as Shareholder

Individual | **Company** | Proxy

BO ID/ Folio No.:
Enter Your BO ID/ Folio No.

Total Shares (As on Record Date):
Enter Your Total Shares (As on Record Date)

Company Name:
Company Name

Authorized Person:
Enter Authorized Person

Login

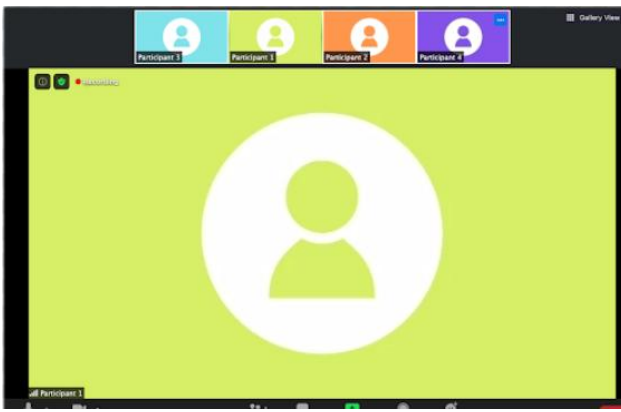
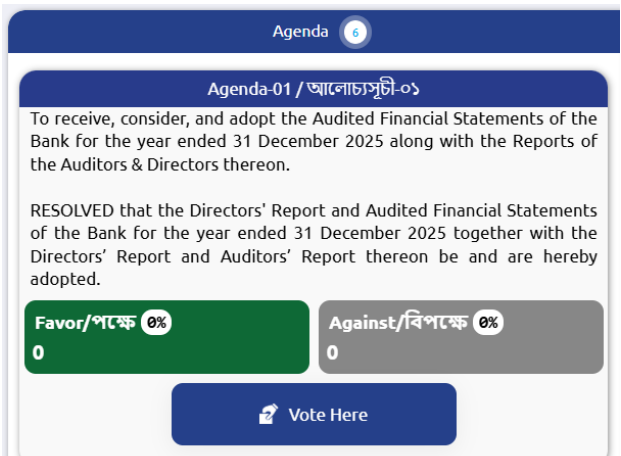

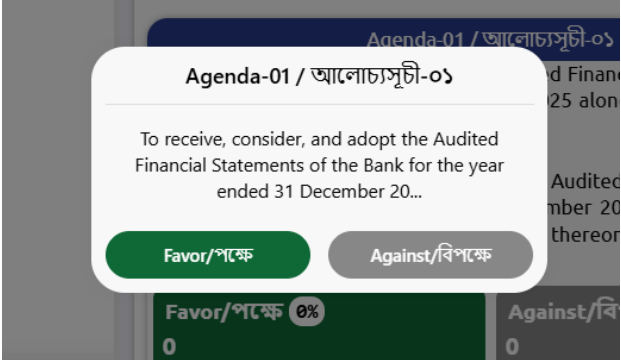
- **Authorized person name** who has been from the specific company. In attendance report that name will be counted.
- Correct Information will allow a Company shareholder **to login**.


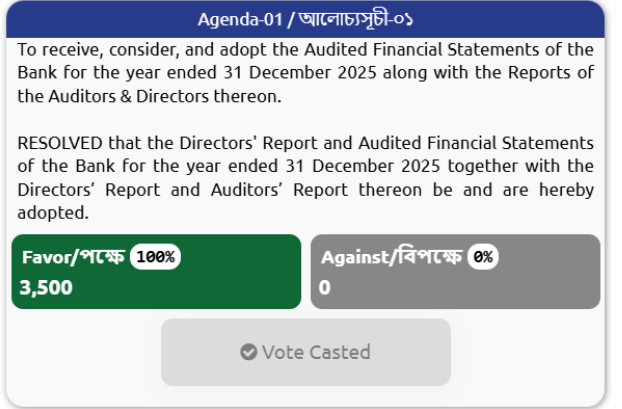

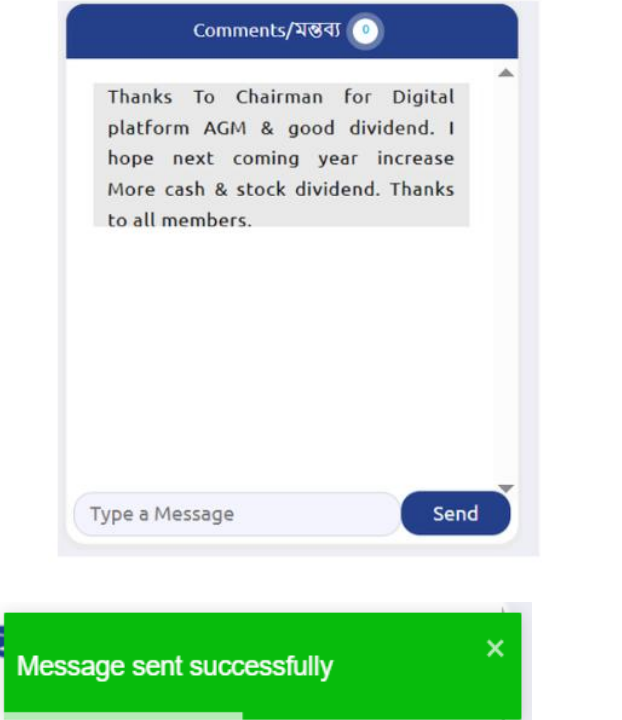
Proxy Login Interface

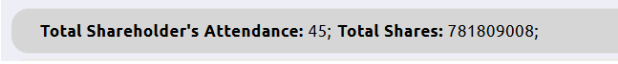
- Click **“Proxy”** Tab.
- Enter your BO ID/Folio Number.
- Name of shareholder will come automatically.
- Cursor will blink in total share field.
- Enter your total share as on record date.
- **Proxy name** will come automatically.
- Correct Information will allow a Proxy shareholder **to login**.

Shareholder Landing Page

If video get paused or there is a video loading error due to internet failure or bandwidth drop, please refresh the page.

<p>Video Conference of Board Member:</p> <ul style="list-style-type: none"> In this window shareholder can see Live Video Conference of Board members. 	
<p>Agenda:</p> <ul style="list-style-type: none"> Shareholder can see all agenda of the current AGM from the middle window. 	
<p>Voting Feature:</p> <ul style="list-style-type: none"> To cast your vote, click “Click here to Vote” button A person can give vote once for each agenda. After giving vote, “Vote Here” button will be disabled for that person. 	
<p>To Submit Vote:</p> <ul style="list-style-type: none"> Shareholder can give vote in Favor /Against from the Pop-Up Window. 	

	
<p>Vote Casted:</p> <ul style="list-style-type: none"> • Vote Casted Message will ensure submission of your vote. 	
<p>Live Voting Result:</p> <ul style="list-style-type: none"> • Total vote count and voting percentage will be shown under each Agenda. • Voting result count as how many share is hold by shareholders. 	
<p>Comment:</p> <ul style="list-style-type: none"> • Type your comments in Bangla / English in “Type a message” field. • Click the Send button / Press enter from keyboard • You will get a confirmation message as “Message sent successfully”. 	

<p>Attendance</p> <ul style="list-style-type: none">• Shareholder can see total shareholder attendance and total shares.	
<p>Logout</p> <ul style="list-style-type: none">• By clicking the log out button shareholder can logout from the interface.	